

Parex Resources

Investor Presentation

March 2025



- A Leading Colombian Oil & Gas Company
- Value Creation in Colombia since 2009
- Sustainable Portfolio with Long-Term Growth Runway
- Strong Return of Capital Track Record
- Top-Tier ESG Performance

Stock Symbol	TSX:PXT
Shares Outstanding ⁽¹⁾	98.0 million
Market Capitalization ⁽¹⁾	C\$1.4 billion
Quarterly Dividend ⁽²⁾	C\$0.385 per share
Dividend Yield ⁽¹⁾⁽²⁾⁽³⁾	10.9%
Average Production ⁽⁴⁾	45,297 boe/d
Land Position ⁽⁵⁾	5.9 million net acres

See "Forward-Looking Statements and Financial Outlook" advisory.

(1) As at February 28, 2025.

(2) Based on C\$0.385 per share quarterly dividend as first approved on May 8, 2024.

(3) Supplementary financial measure; annualized dividend per share divided by PXT share price; see advisory.

(4) Q4 2024 average production (light & medium crude oil: ~9,550 bbl/d, heavy crude oil: ~34,882 bbl/d, conventional natural gas: ~5,190 mcf/d).

(5) As at December 31, 2024.

YE 2024 Results & Achievements

- **Generated strong financial results⁽¹⁾**
 - \$622 million of funds flow provided by operations⁽²⁾
 - \$275 million of free funds flow⁽³⁾
 - Returned \$186 million to shareholders via regular dividends and share buybacks
- **Achieved multiple strategic milestones⁽¹⁾**
 - *Waterflood Programs*: completed Cabrestero plan and continued to progress LLA-34
 - *Polymer Injection*: completed pilot at Cabrestero with positive results
 - *Putumayo Acquisition*: acquired low-risk development & exploitation platform
 - *Foothills Exploration*: signed definitive agreements and high-graded exploration portfolio





Strategy Intact

- ✓ *Conventional Colombian resources offer strong netbacks*
- ✓ *Partnerships with Ecopetrol*
- ✓ *Reestablishing operating momentum*



Continued Return of Capital

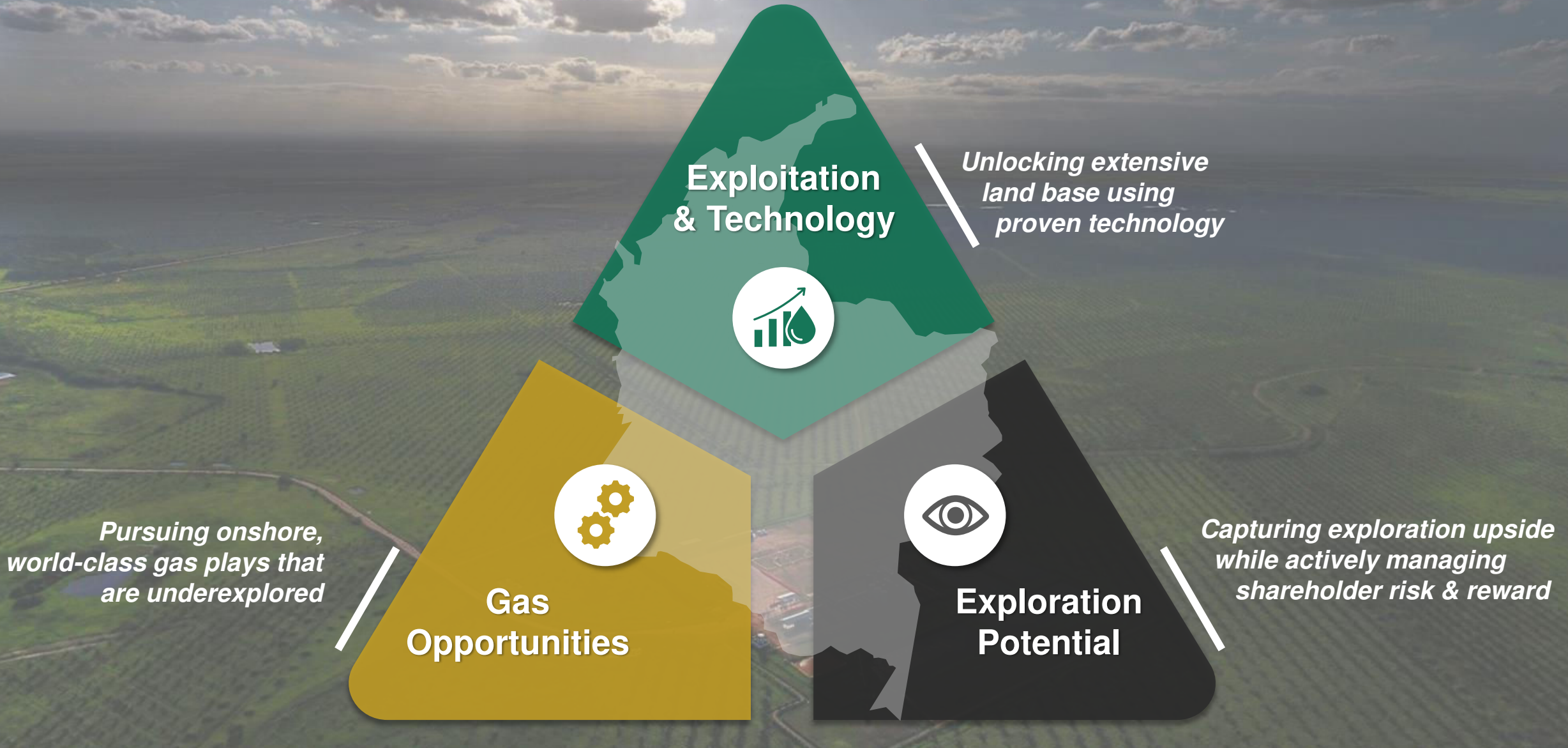
- ✓ *Strong track record of returns*
- ✓ *Sustainable dividend*
- ✓ *Headroom in 2025 program*



Sustainable Portfolio

- ✓ *Optimizing core fields*
- ✓ *Redeveloping Putumayo*
- ✓ *Executing near-field exploration*
- ✓ *Positioning for Foothills big 'E'*

Colombia-Focused Strategy



Budget Framework



Diversified & Lower-Risk Capital

FLEXIBILITY TO REDUCE CAPITAL IF LOWER PRICES



Dividend Sustainability Focus

ALIGNMENT WITH LONG-TERM CAPITAL FRAMEWORK



Growing Production Profile

GROWING H2 2025 PROFILE TO POSITION FOR 2026



Investing for the Future

VISION TO HAVE LONG-TERM, SUSTAINABLE GROWTH

FY 2025 Guidance

Brent Crude Oil	\$70/bbl
Average Production	45,000 boe/d 43,000-47,000
Funds Flow Provided by Operations Netback	\$27 boe/d \$26-28
Funds Flow Provided by Operations	\$445MM \$425-465
Capital Expenditures	\$300MM \$285-315
Free Funds Flow (FFF)	\$145MM \$125-165
Annualized Regular Dividend	\$105MM

2025 Activity Plan



VIM-1 1 Big 'E' well *Hidra*

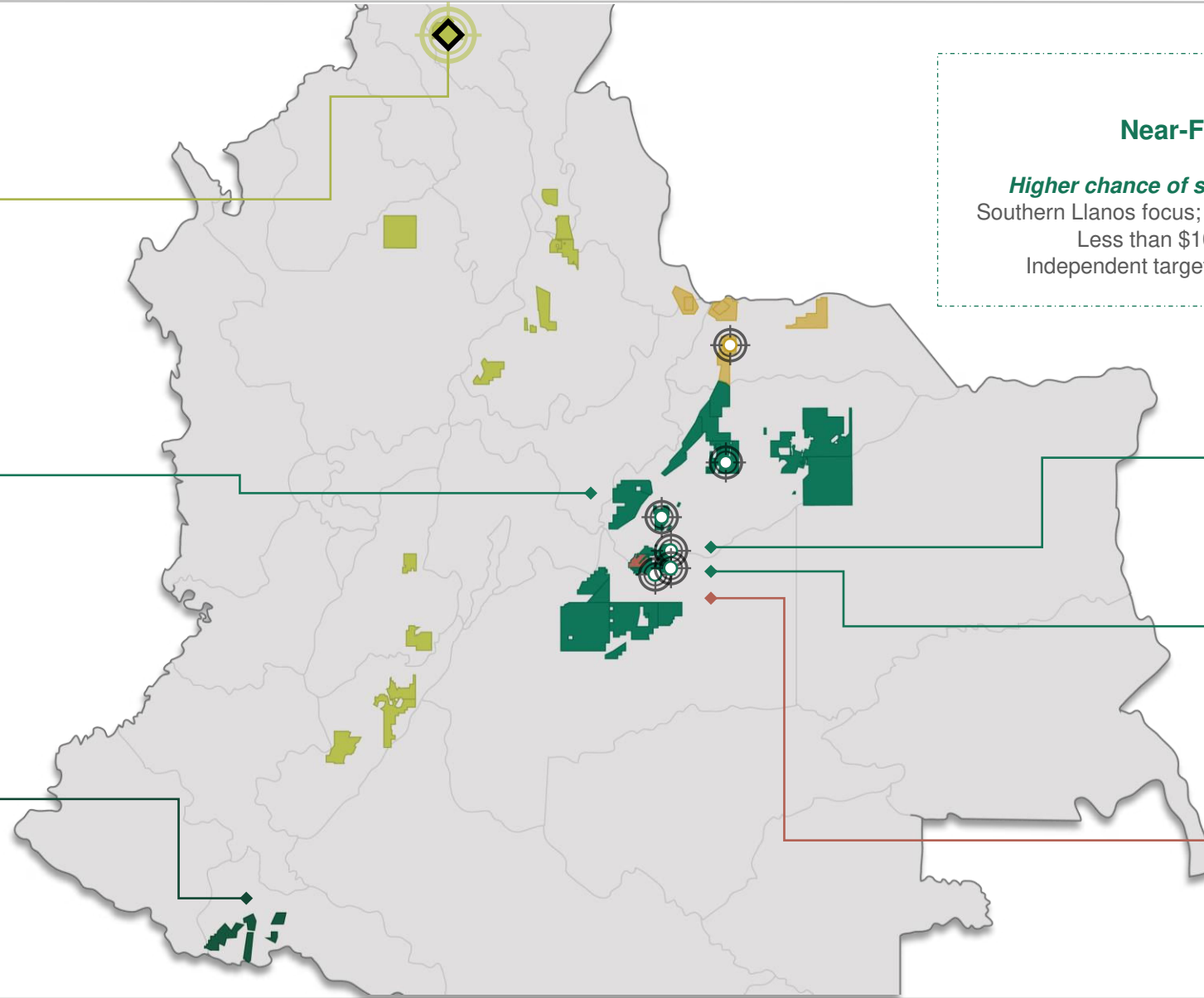
Targeting gas & condensate with planned H2 2025 spud

Farallones Initial Access

Commencing initial access work to prepare for 2026 spud

Putumayo Blocks ~6 wells Significant workover activities

Beginning redevelopment with opportunity to establish a new core area



Near-Field Exploration ~6 wells

Higher chance of success exploration prospects
Southern Llanos focus; building off previous basin success
Less than \$10MM per drill on average
Independent targets, with follow-up opportunities

LLA-32 ~5 wells Facility investments

Cabrestero 1-2 wells Workover & optimization activities

Progressing polymer injection alongside facilities investments

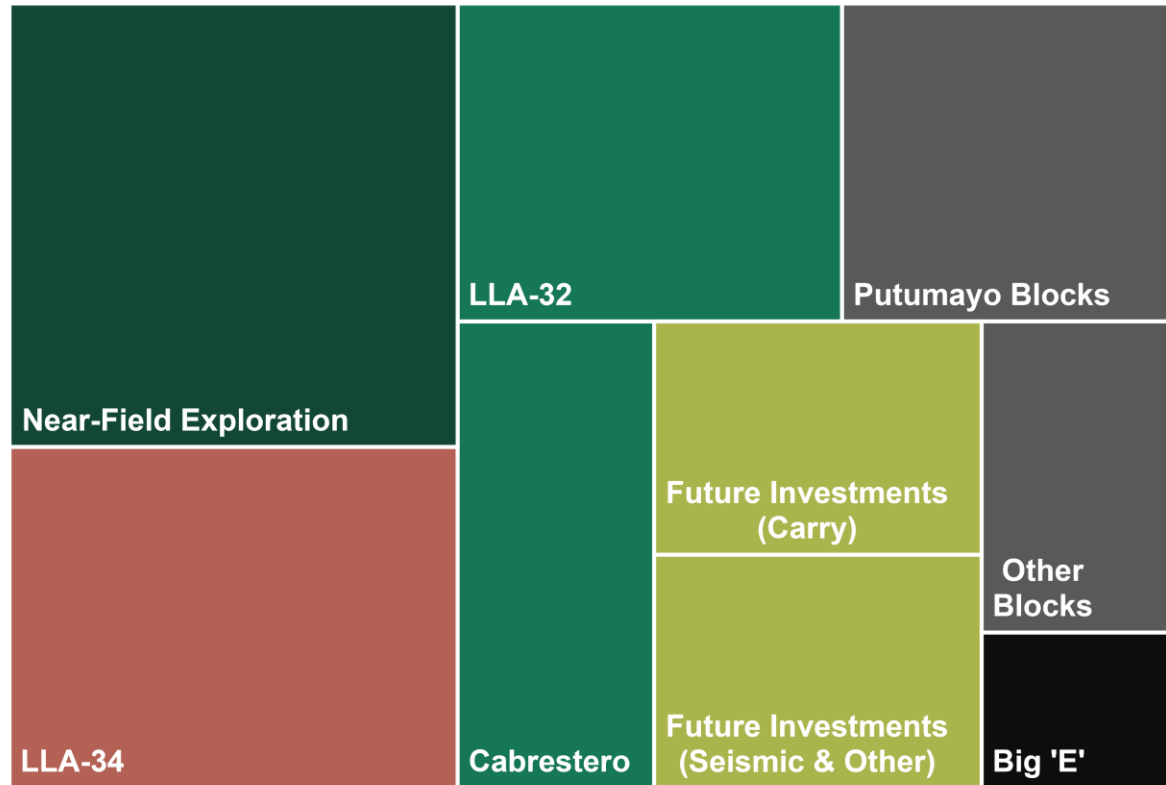
LLA-34 7-10 wells Workover & optimization activities

Progression of waterflood implementation alongside facilities investments

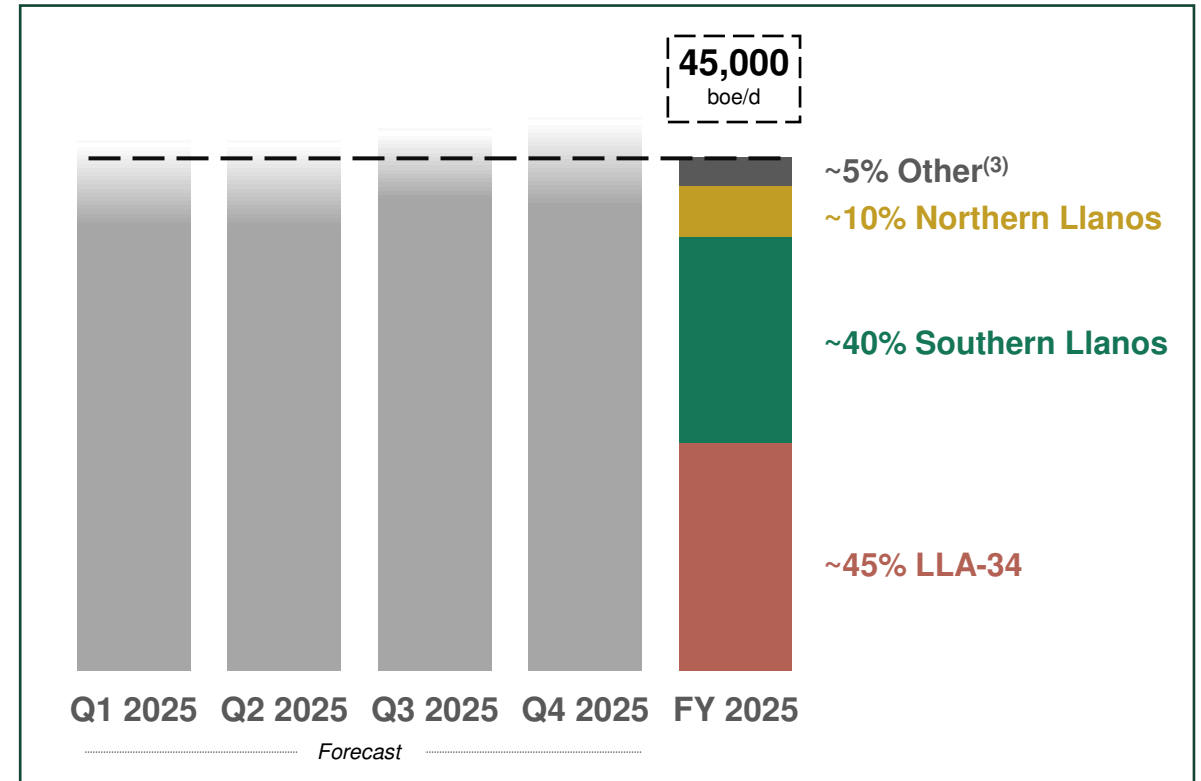
2025 Capital Program & Production Profile



Diversified, Lower-Risk Capital Program⁽¹⁾



Growing H2 2025 Production Profile⁽²⁾



Investing for production and future inventory

See "Forward-Looking Statements and Financial Outlook" advisory. See January 14, 2025 news release.

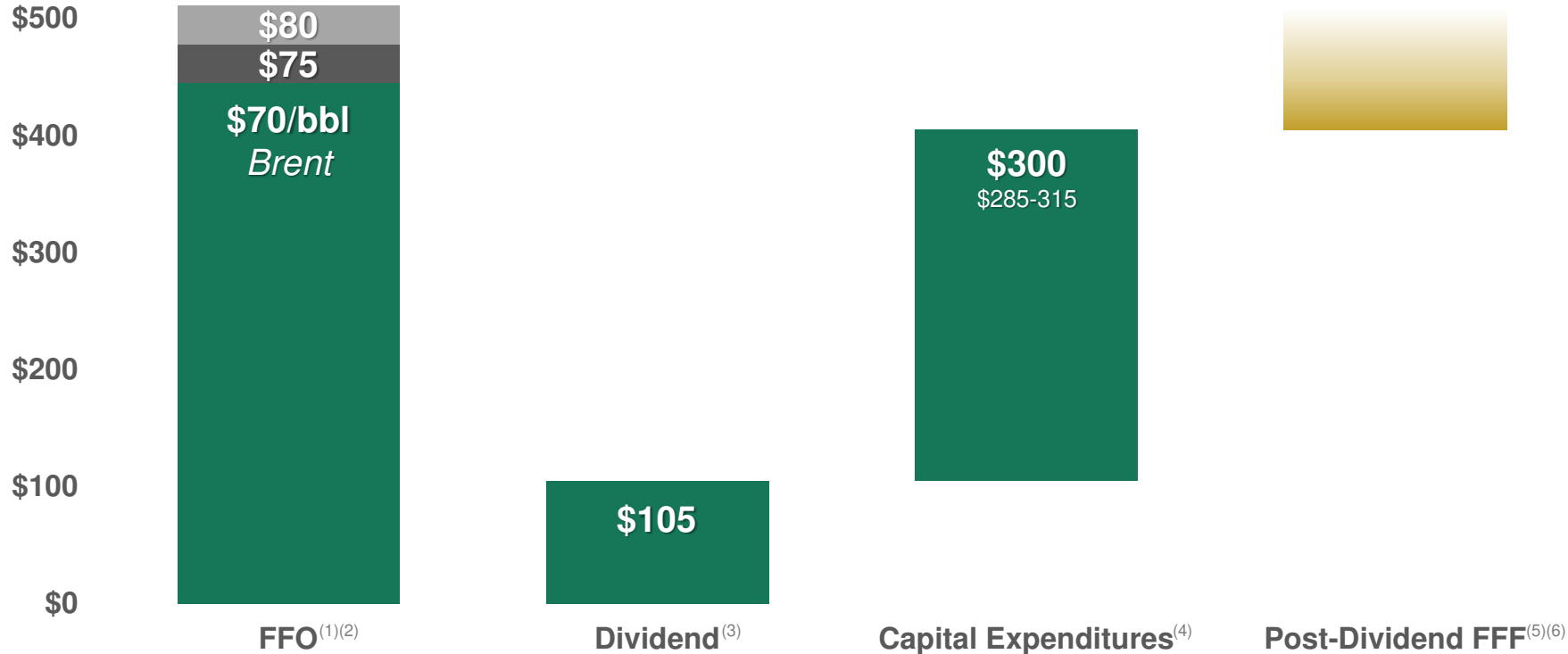
(1) Capital breakdown based on \$300MM midpoint capital expenditure guidance; non-GAAP financial measure; see advisory. (2) Based on 45,000 boe/d midpoint average production. (3) Other represents net production from the Magdalena and Putumayo basins.

2025 Capital Allocation Driving Sustainability



2025F CAPITAL ALLOCATION⁽¹⁾

(\$ millions)



Fundamentals

- **Strong FFO netbacks⁽¹⁾**
 - Oil prices linked to Brent with narrow quality differentials
 - Progressive fiscal regime for royalties & taxes
 - Advantaged 2025 tax position
- **Diversified & lower-risk capital program**
 - Limited big 'E' capital for 2025
 - Unleveraged balance sheet; capital deployment flexibility

Robust underlying fundamentals drive sustainable dividend coverage

See "Forward-Looking Statements and Financial Outlook" advisory. See January 14, 2025 news release.

(1) Capital management measure; see advisory. (2) Based on FFO netback sensitivity estimate from most recent guidance; midpoint of guidance; FFO netback is a non-GAAP ratio, see advisory. (3) Based on C\$0.375 per share quarterly dividend as first approved on February 2, 2023. (4) Non-GAAP financial measure; see advisory. (5) Non-GAAP financial measure; see advisory. (6) Post-dividend FFF defined as FFO less capital expenditures, less the dividend.

Portfolio Evolution – Managing Opportunities & Risk Profile



✓ High-graded big ‘E’ exploration with Llanos Foothills

- Executed agreements to acquire game-changing potential⁽¹⁾⁽²⁾
- Added top-ranked Farallones Foothills prospect⁽²⁾
- Potential for farm-outs that further high-grade portfolio

✓ Created premium, small ‘e’ funnel

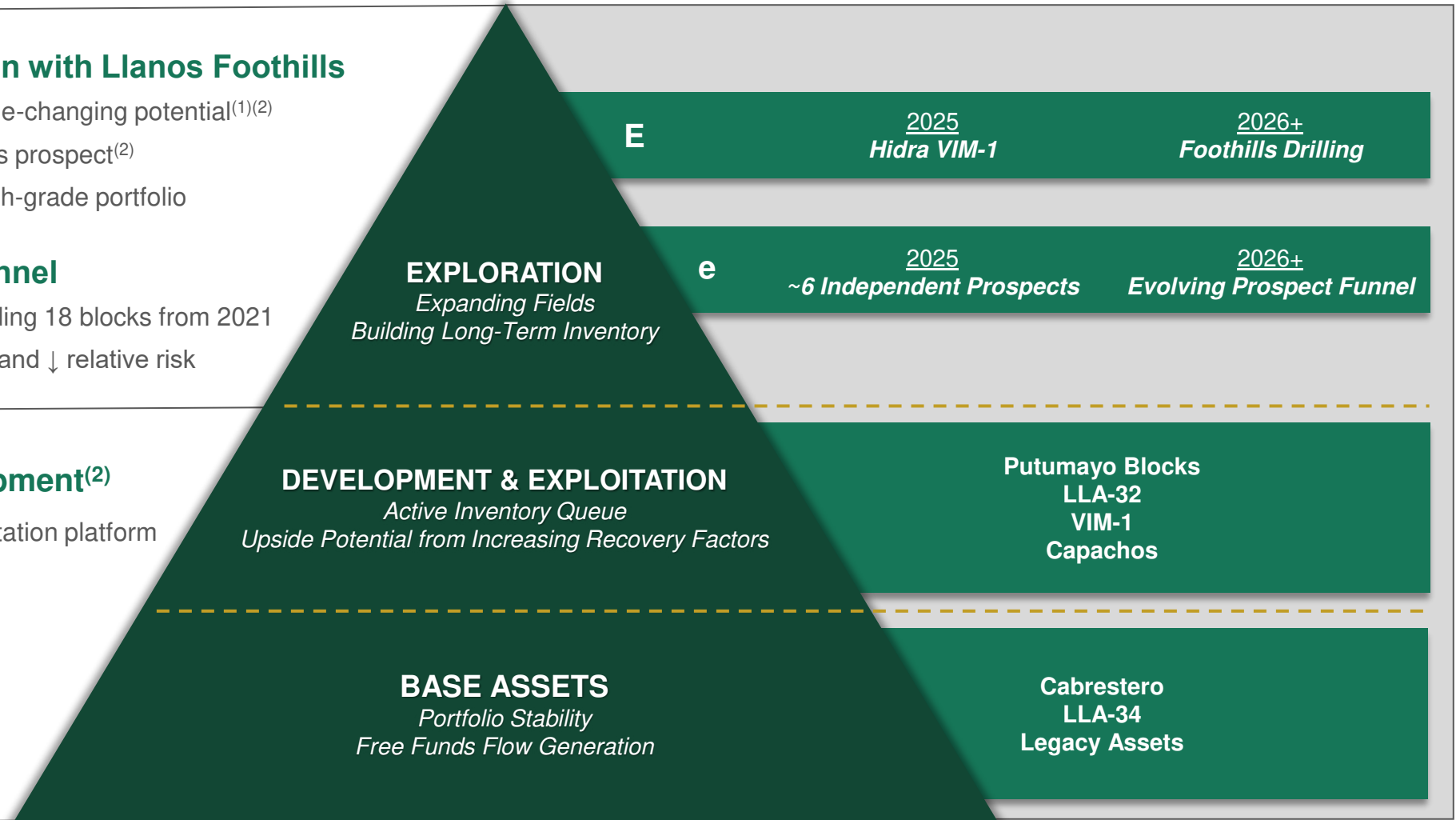
- Unlocking ~5.9MM net acres⁽³⁾, including 18 blocks from 2021
- Prospects have ↑ chance of success and ↓ relative risk

✓ Acquired Putumayo redevelopment⁽²⁾

- Added low-risk development & exploitation platform

✓ Applied proven technology

- Horizontal drilling
- Secondary recovery
- Enhanced oil recovery (“EOR”)



BALANCED PORTFOLIO WITH STRONG RISK & REWARD AT ALL LEVELS

See “Forward-Looking Statements and Financial Outlook” advisory.

(1) See April 11, 2024 news release. (2) See December 11, 2024 news release. (3) As at December 31, 2024.

Strategic Entry into the Putumayo Basin of Colombia

Establishing a low-risk development & exploitation platform that can become a new core area for PXT



Transaction Details⁽¹⁾

- Acquiring 50% W.I. in four blocks via a phased business collaboration agreement, with no upfront acquisition cost

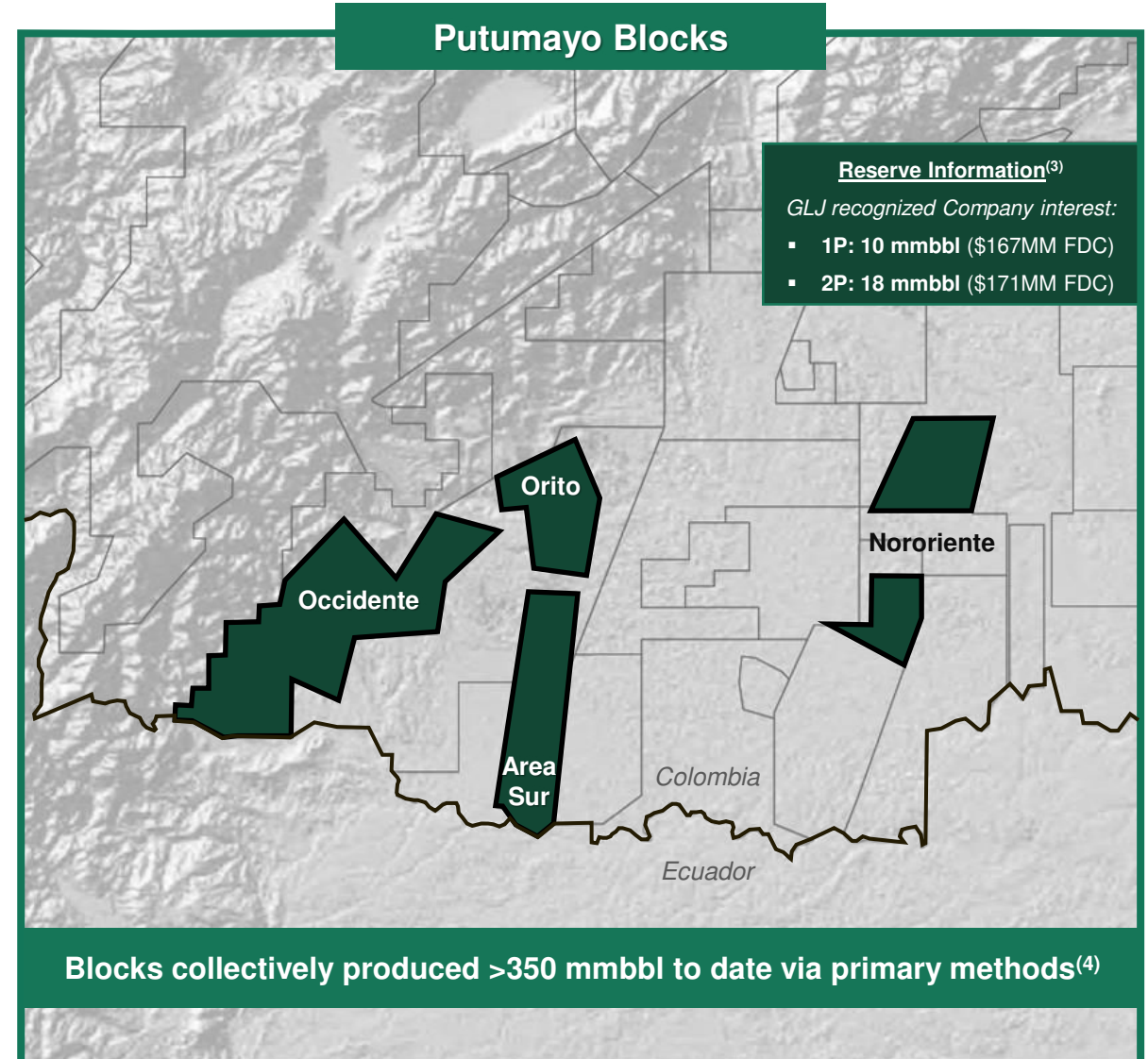
Phase I

- PXT receives 50% of future incremental production
- Expenditure commitment for carry capital of ~\$175MM

Phase II (upon Phase I completion or after 3 years)

- PXT receives 50% of all base existing production, in addition to the 50% of future incremental production
- PXT pays ongoing 3% capital carry in favour of ECP
- Base existing production is currently ~5,800 bbl/d⁽²⁾
- PXT operatorship in all future drilling & capital activities
- Significant upside potential to increase recovery factors via lower-risk activity, such as infill drilling and re-completions

Flexibility exists to shift commitment carry capital to other PXT & ECP partnerships as required



(1) See December 11, 2024 news release and "Forward-Looking Statements" advisory. (2) Source: National Hydrocarbons Agency of the Republic of Colombia ("ANH"); light & medium crude oil. (3) Reserves information contained in the independent reserves report prepared by GLJ Ltd. dated December 10, 2024, with an effective date of September 30, 2024; such report was prepared in accordance with definitions, standards and procedures contained in the Canadian Oil and Gas Evaluation Handbook and National Instrument 51-101 – Standards of Disclosure for Oil and Gas Activities; the reserves presented in this presentation are based on GLJ's forecast pricing effective October 1, 2024; all reserves are light & medium crude oil; see "Reserves Advisory." (4) Source: Ecopetrol S.A.; light & medium crude oil.

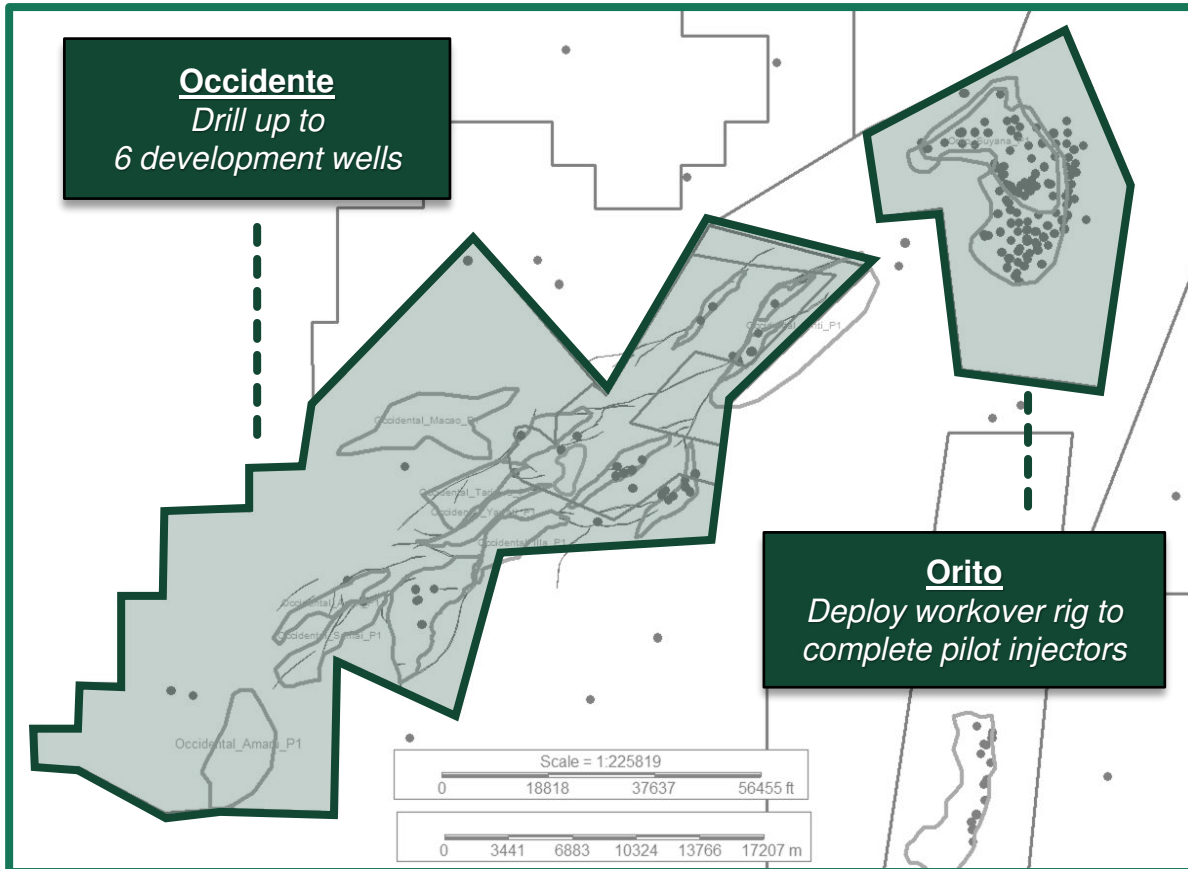
Putumayo Work Plan for 2025



Basin: Putumayo

Operator: PXT

W.I.: 50%



Key Takeaways

Occidente Block

- Inventory includes infill drilling locations and additional near-field exploration opportunities
- Existing fields developed with vertical wells only, leaving extensive opportunities for horizontal development wells

Orito Block

- Inventory of recompletion opportunities
- Planned facility expansions to increase throughput
- Progressing screening for enhanced oil recovery (EOR) potential through waterflood, surfactant and solution gas injection schemes

Expected activity to begin with a workover rig in Orito and a drilling rig in Occidente

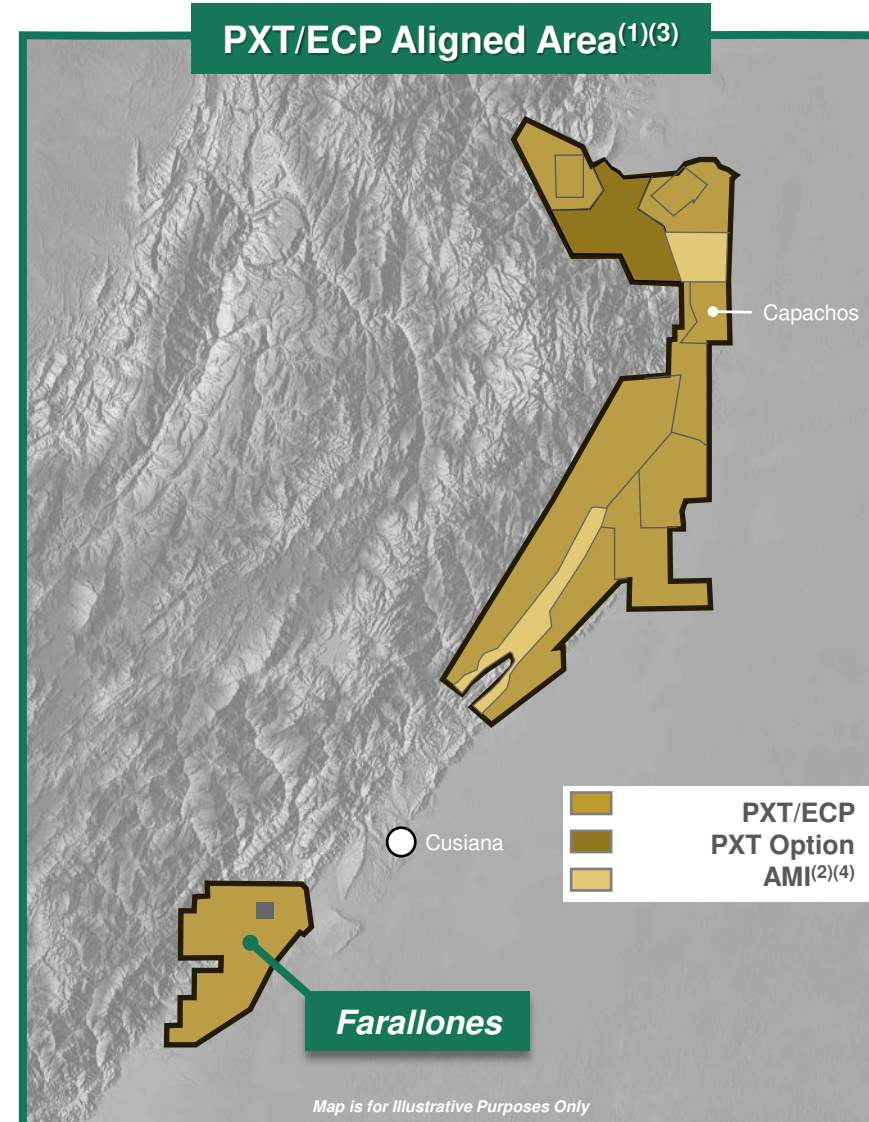
Farrallones Block High-Grades Portfolio

Extending high-potential Llanos foothills position with top-ranked exploration prospect in Colombia's most prolific trend



Transaction Details⁽¹⁾

- Acquiring 50% W.I. & operatorship in the Farallones Block⁽²⁾ for:
 - Drilling a single carry exploration well
 - Expenditure commitment for carry capital of ~\$30MM with execution timeline to 2029
 - Flexibility exists to shift commitment carry capital to other PXT & ECP partnerships as required
- **Farallones prospect represents one of the highest-ranking, liquids-rich prospects in PXT's high-impact, big 'E' exploration portfolio**
 - Clearly imaged structure
 - Offset Cusiana, located ~70 kilometres to the southwest
 - Plan to commence initial access work in 2025 to prepare for civil works activity
 - Expect to spud prospect in 2026



(1) See December 11, 2024 news release and "Forward-Looking Statements" advisory. (2) Subject to government approval. (3) See April 11, 2024 news release. (4) Area of mutual interest whereby if either party acquires the rights within an area, each party has the right to acquire a 50% W.I. of the acquired area; excludes the extension of the existing discoveries from the Piedemonte Convenio, where Ecopetrol will keep 100% rights over such area.

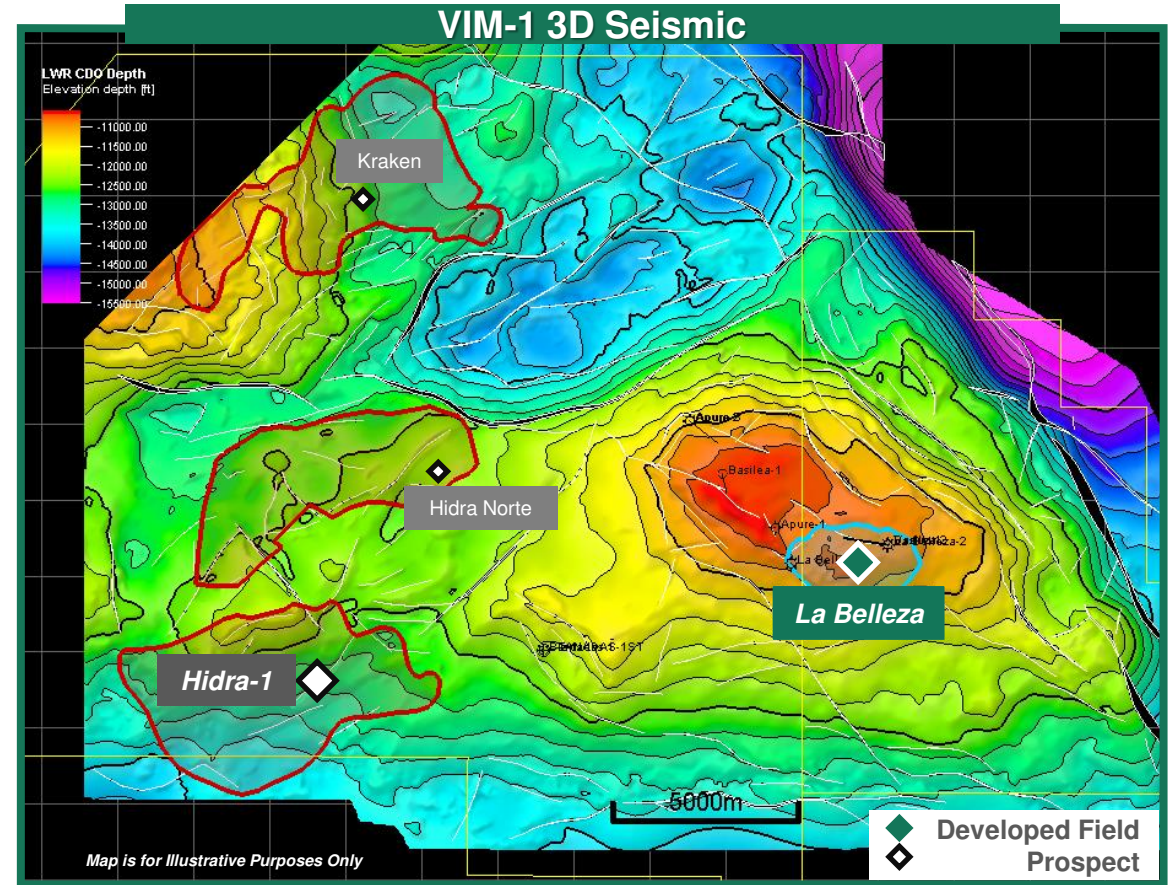
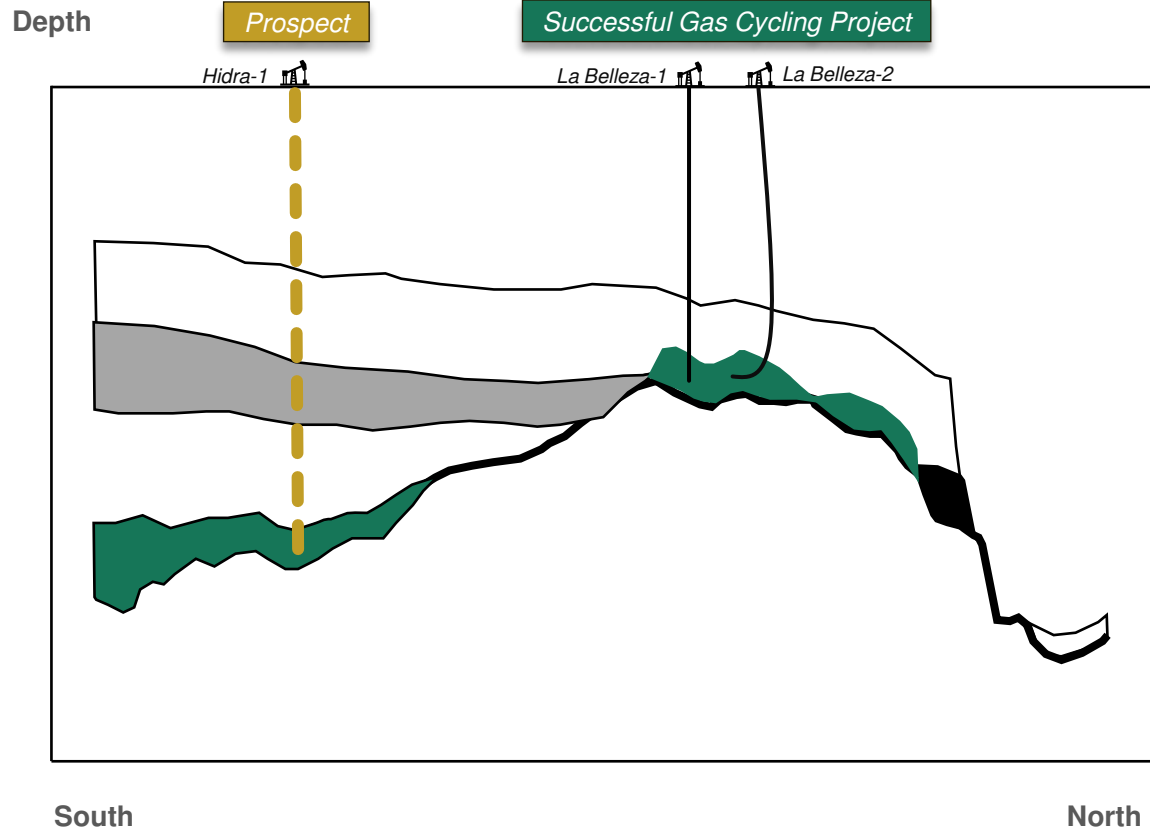
VIM-1 Hidra Prospect Offset Producing La Belleza Discovery



Basin: Magdalena

Operator: PXT

W.I.: 50%



Utilizing advanced seismic technology to derisk Hidra prospect

Colombia

~760,000
BBL/D
Oil Production⁽¹⁾

Independent
Branches of
Government

Free
Capital Movement
& No Foreign
Currency Controls


OECD
Member
Country

Parex Advantages



Offshore Oil Sales

Paid in USD based on
Brent reference pricing



**Top Decile
Cash Flow per BOE**
When compared against
TSX-listed oil & gas peers⁽²⁾



**Established Strong
Social License**
\$20MM+ gov't supported
community investment⁽³⁾



**Strategic Partner
with Ecopetrol S.A.**
Capachos, Putumayo
& Llanos Foothills

Top-Tier ESG Performance



ENVIRONMENT




- **Reduced GHG intensity by 39% (scope 1 & 2) from 2019 baseline** while absolute emissions increased
- **Avoided ~5,300 tCO₂e** by connecting the Cabrestero field to the electricity grid
- **Achieved a 48% reduction** in flaring emissions from 2019 baseline

SOCIAL



- **Work for Taxes investments** on road construction, machinery, and educational technology
- **Supported over 100,000 people** through social investments
- **Achieved a 43% YoY decrease** in lost-time injury frequency rates

GOVERNANCE



- **8 out of 9 independent directors**
- **33% of directors are women; 50% of board committee chairs are women**
- **25% of 2023 variable compensation linked to ESG performance**

EXTERNAL RECOGNITION



Morningstar Sustainability

21.7 Rating⁽¹⁾

4th Percentile among global E&Ps

Scale: 0 to 50 risk high exposure



AA Rating⁽²⁾

Scale: AAA to CCC

(1) As of August 15, 2024, Parex received an ESG Risk Rating of 21.7 from Morningstar Sustainability and was assessed to be at Medium Risk of experiencing material financial impacts from ESG factors (4th Percentile). In no event the presentation shall be construed as investment advice or expert opinion as defined by the applicable legislation. Such information and data are proprietary of Sustainability and/or its third-party suppliers and are provided for informational purposes only. (2) As of July 17, 2024, Parex received an MSCI ESG Rating of AA (on a scale of AAA-CCC). The use by Parex of MSCI ESG Research LLC or its affiliates ("MSCI") data, and the use of MSCI logos, trademarks service marks or Index names herein, do not constitute a sponsorship, endorsement, recommendation, or promotion of Parex by MSCI. MSCI services and data are the property of MSCI or its information providers and are provided "as-is" and without warranty. MSCI names and logos are trademarks or services marks of MSCI.

Long-Term Capital Allocation Framework



1. Reinvest ~2/3 of FFO⁽¹⁾ into Business

2. Return \geq 1/3 to Shareholders⁽²⁾

Near-Field Investments

- **Short- and Medium-Term: drive sustainable business model**
 - Optimization of key assets through secondary & enhanced oil recovery
 - Deploying capital to lower-risk development, exploitation & exploration
 - Investing in farm-ins that add incremental lower-risk exploitation opportunities
- **Longer-Term: positioning to capture high-impact, big 'E' exploration**
 - Actively manage risk & reward, with a focus on the Llanos Foothills Trend

Big 'E'

Regular Dividends + Share Buybacks

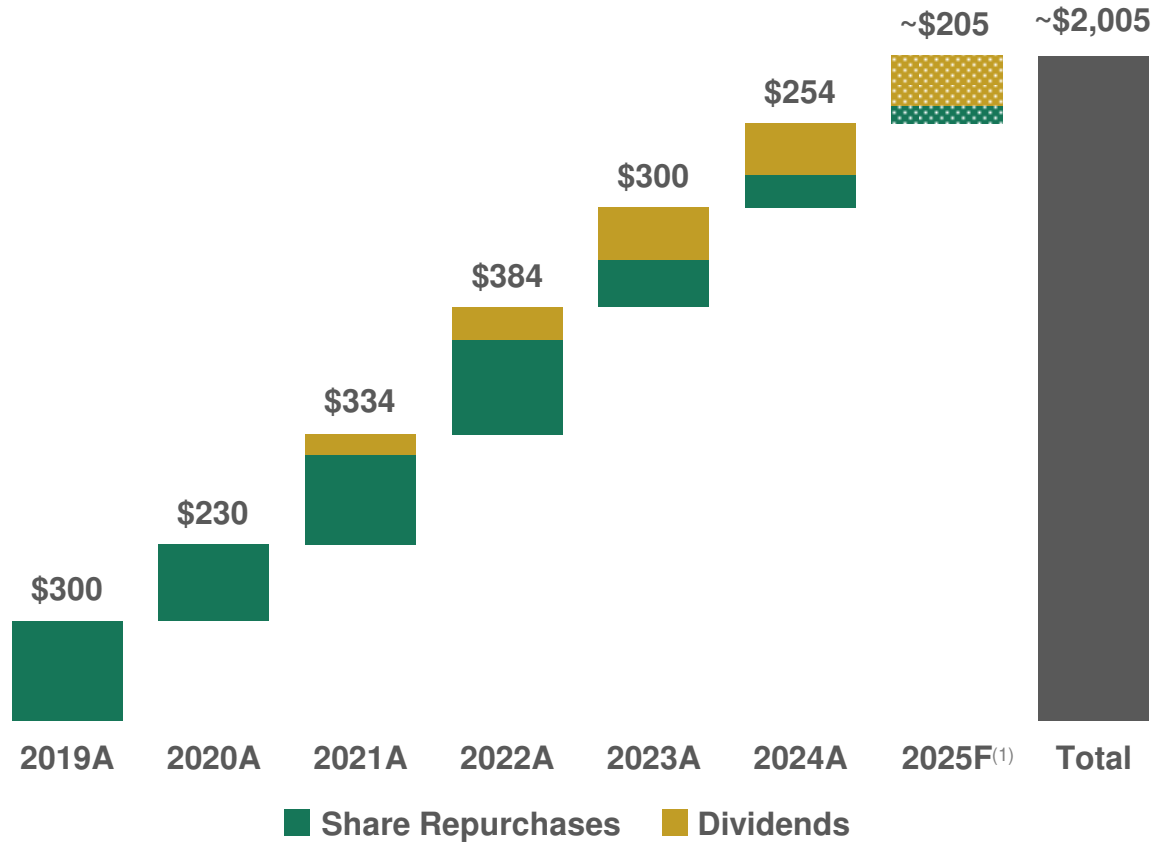
- **Quarterly regular dividend**
 - Ensure sustainability through commodity cycles
- **Share repurchases**
 - Mechanism to supplement returns

Target returns to shareholders through regular dividends plus share buybacks

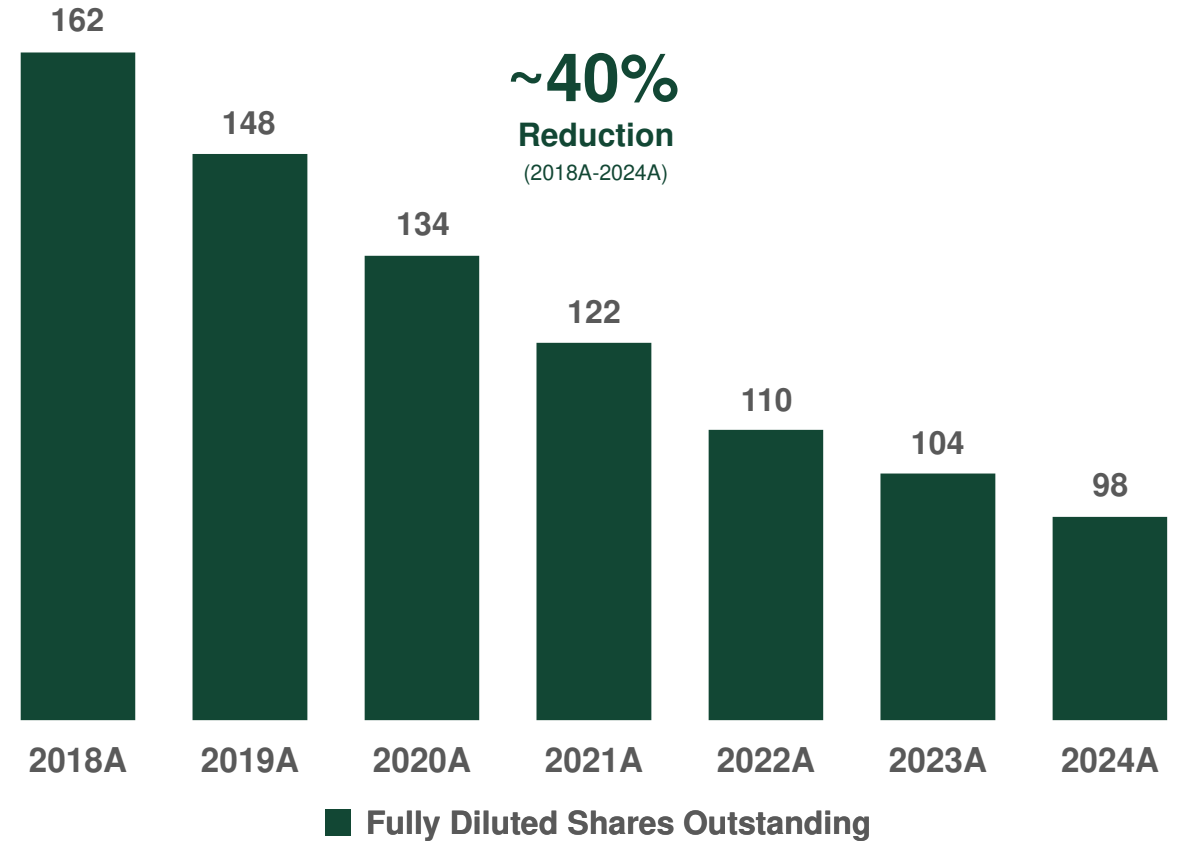
Return of Capital Track Record



RETURN OF CAPITAL (C\$MM)



CONTINUALLY LOWERING THE SHARE COUNT (MM)



Cumulatively since 2019, Parex expects to return ~C\$2 billion by the end of 2025⁽¹⁾

See "Forward-Looking Statements and Financial Outlook" advisory.

(1) Forecast based on FY 2025 midpoint guidance at \$70/bbl Brent crude oil price (see January 14, 2025 news release); current dividend based on C\$0.385 per share quarterly dividend as first approved on May 8, 2024; USD/CAD assumption: 0.70.

Contact Information



Mike Kruchten

Senior Vice President, Capital Markets & Corporate Planning

403-517-1733

investor.relations@parexresources.com

Steven Eirich

Investor Relations & Communications Advisor

587-293-3286

investor.relations@parexresources.com

Parex Resources Inc.

2700 Eighth Avenue Place, West Tower
585 8th Avenue SW
Calgary, Canada

Parex Resources Colombia Ltd. Sucursal

Calle 113 No. 7-21, Of. 611
Edificio Teleport, Torre A
Bogotá, Colombia

www.parexresources.com



This presentation is provided for informational purposes only as of March 5, 2025, is not complete and may not contain certain material information about Parex Resources Inc. ("Parex" or the "Company"), including important disclosures and risk factors associated with an investment in Parex. This presentation does not take into account the particular investment objectives or financial circumstances of any specific person who may receive it and does not constitute an offer to sell or a solicitation of an offer to buy any security in Canada, the United States or any other jurisdiction. The contents of this presentation have not been approved or disapproved by any securities commission or regulatory authority in Canada, the United States or any other jurisdiction, and Parex expressly disclaims any duty on Parex to make disclosure or any filings with any securities commission or regulatory authority, beyond that imposed by applicable laws.

Forward-Looking Statements and Financial Outlook

Certain information regarding Parex set forth in this presentation contains forward-looking statements that involve substantial known and unknown risks and uncertainties. The use of any of the words "plan", "expect", "prospective", "project", "intend", "believe", "should", "anticipate", "estimate", "forecast", "guidance", "budget" or other similar words, or statements that certain events or conditions "may" or "will" occur are intended to identify forward-looking statements. Such statements represent Parex's internal projections, estimates or beliefs concerning, among other things, future growth, results of operations, production, future capital and other expenditures (including the amount, nature and sources of funding thereof), competitive advantages, plans for and results of drilling activity, environmental matters, business prospects and opportunities. These statements are only predictions and actual events or results may differ materially. Although the Company's management believes that the expectations reflected in the forward-looking statements are reasonable, it cannot guarantee future results, levels of activity, performance or achievement since such expectations are inherently subject to significant business, economic, competitive, political and social uncertainties and contingencies. Many factors could cause Parex's actual results to differ materially from those expressed or implied in any forward-looking statements made by, or on behalf of, Parex.

In particular, forward-looking statements contained in this presentation include, but are not limited to, statements with respect to the Company's focus, growth, plans, priorities and strategies and the benefits to be derived from such plans; the focus of Parex's 2025 program, its priorities and expectations with respect thereto, the fundamentals thereof and the anticipated benefits to be derived therefrom; Parex's 2025 guidance, including its anticipated brent crude oil average price, production expectations, funds flow provided by operations netback, expectations and beliefs with respect to Parex's budget framework, funds flow provided by operations, capital expenditures (including the allocation thereof), free funds flow, and the aggregate amount of dividends that may be paid; expectations and beliefs with respect to Parex's 2025 activity plan, including work at the Hydra prospect, Farallones, southern Llanos, the Putumayo basin, LLA-32, LLA-34 and Cabretero including the anticipated timing thereof and the anticipated benefits to be derived therefrom; expectations and beliefs about Parex's 2025 capital program including expenditures and allocation; the expectations and beliefs related to Parex's partnership with Ecopetrol and the transactions, farm-ins and other matters related thereto and the anticipated benefits to be derived therefrom. In addition, statements relating to "reserves" are by their nature forward-looking statements, as they involve the implied assessment, based on certain estimates and assumptions that the reserves described can be profitably produced in the future. The recovery and reserve estimates of Parex's reserves provided herein are estimates only and there is no guarantee that the estimated reserves will be recovered. Statements relating to "reserves" or "resources" are forward-looking statements, as they involve the implied assessment, based on estimates and assumptions that the reserves and resources described exist in the quantities predicted or estimated and can be profitably produced in the future.

Although the forward-looking statements contained in this presentation are based upon assumptions which Management believes to be reasonable, the Company cannot assure investors that actual results will be consistent with these forward-looking statements. With respect to forward-looking statements contained in this presentation, Parex has made assumptions regarding, among other things: current and anticipated commodity prices and royalty regimes; availability of skilled labour; timing and amount of capital expenditures; future exchange rates; the price of oil, including the anticipated Brent oil price; the impact of increasing competition; conditions in general economic and financial markets; availability of drilling and related equipment; effects of regulation by governmental agencies; receipt of partner, regulatory and community approvals; royalty rates; future operating costs; uninterrupted access to areas of Parex's operations and infrastructure; recoverability of reserves and future production rates; the status of litigation; timing of drilling and completion of wells; on-stream timing of production from successful exploration wells; operational performance of non-operated producing fields; pipeline capacity; that Parex will have sufficient cash flow, debt or equity sources or other financial resources required to fund its capital and operating expenditures and requirements as needed; that Parex's conduct and results of operations will be consistent with its expectations; that Parex will have the ability to develop its oil and gas properties in the manner currently contemplated; that Parex's evaluation of its existing portfolio of development and exploration opportunities is consistent with its expectations; current or, where applicable, proposed industry conditions, laws and regulations will continue in effect or as anticipated as described herein; that the estimates of Parex's production and reserves volumes and the assumptions related thereto (including commodity prices and development costs) are accurate in all material respects; that Parex will be able to obtain contract extensions or fulfill the contractual obligations required to retain its rights to explore, develop and exploit any of its undeveloped properties; that Parex will have sufficient financial resources in the future to pay a dividend and repurchase its shares in the future; that the Board will declare dividends in the future; and other matters.

These forward-looking statements are subject to numerous risks and uncertainties, including but not limited to, the impact of general economic conditions in Canada and Colombia; prolonged volatility in commodity prices; industry conditions including changes in laws and regulations including adoption of new environmental laws and regulations, and changes in how they are interpreted and enforced in Canada and Colombia; determinations by OPEC and other countries as to production levels; competition; lack of availability of qualified personnel; the results of exploration and development drilling and related activities; obtaining required approvals of regulatory authorities in Canada and Colombia; risks associated with negotiating with foreign governments as well as country risk associated with conducting international activities; volatility in market prices for oil; fluctuations in foreign exchange or interest rates; environmental risks; changes in income tax laws or changes in tax laws and incentive programs relating to the oil industry; changes to pipeline capacity; ability to access sufficient capital from internal and external sources; failure of counterparties to perform under contracts; risk that Brent oil prices are lower than anticipated; risk that Parex's evaluation of its existing portfolio of development and exploration opportunities is not consistent with its expectations; risk that initial test results are not indicative of future performance or ultimate recovery; the risk that other zones to be tested do not contain the expected hydrocarbon bearing formations; the risk that Parex's 2025 program may not lead to the benefits anticipated; the risk that Parex's 2025 financial and operating results may be less favorable than anticipated; the risk that Parex's tax position may not offset higher production and G&A per unit expenses; the risk that Parex's excess free funds flow may not be used for share repurchases or to further strengthen its balance sheet; the risk that the Company may not submit a notice of intention to make a normal course issuer bid to the Toronto Stock Exchange in 2025; the risk that the Company may not draw on its Credit Facility when anticipated; the risk that Parex's webcast to discuss its Q4 2024 results may not occur when anticipated, or at all; the risk that Parex may not have sufficient financial resources in the future to pay a dividend or repurchase its shares; the risk that the Board may not declare dividends in the future or that Parex's dividend policy changes; and other factors, many of which are beyond the control of the Company. Readers are cautioned that the foregoing list of factors is not exhaustive. Additional information on these and other factors that could affect Parex's operations and financial results are included in reports on file with Canadian securities regulatory authorities and may be accessed through the SEDAR website (www.sedarplus.ca).

Management has included the above summary of assumptions and risks related to forward-looking information provided in this presentation in order to provide shareholders with a more complete perspective on Parex's current and future operations and such information may not be appropriate for other purposes. Parex's actual results, performance or achievement could differ materially from those expressed in, or implied by, these forward-looking statements and, accordingly, no assurance can be given that any of the events anticipated by the forward-looking statements will transpire or occur, or if any of them do, what benefits Parex will derive. These forward-looking statements are made as of the date of this presentation and Parex disclaims any intent or obligation to update publicly any forward-looking statements, whether as a result of new information, future events or results or otherwise, other than as required by applicable securities laws.

This presentation contains a financial outlook, in particular: Parex's 2025 guidance, including its anticipated brent crude oil average price, production, funds flow provided by operations netback, funds flow provided by operations, capital expenditures (including the allocation thereof), free funds flow, surplus and the aggregate amount of dividends that may be paid; and Parex's 2025 capital expenditure breakdown. Such financial outlook has been prepared by Parex's management to provide an outlook of the Company's activities and results. The financial outlook has been prepared based on a number of assumptions including the assumptions discussed above and with respect to the costs and expenditures to be incurred by the Company, capital equipment and operating costs, foreign exchange rates, taxation rates for the Company, general and administrative expenses and the prices to be paid for the Company's production.

This presentation contains information that may be considered a financial outlook under applicable securities laws about the Company's potential financial position, including, but not limited to: the anticipated amount of capital expenditures required to begin Parex's Phase I development and exploration activities in the Putumayo basin and the anticipated timing thereof; the future development capital associated with Parex's 2025 activity plan set forth in this presentation, all of which are subject to numerous assumptions, risk factors, limitations and qualifications, including those set forth herein. The actual results of the operations of the Company and the resulting financial results will vary from the amounts set forth in this presentation and such variations may be material. This information has been provided for illustration only and with respect to future periods are based on budgets and forecasts that are speculative and are subject to a variety of contingencies and may not be appropriate for other purposes. Accordingly, these estimates are not to be relied upon as indicative of future results. Except as required by applicable securities laws, the Company undertakes no obligation to update such financial outlook. The financial outlook contained in this presentation was made as of the date of this presentation and was provided for the purpose of providing further information about the Company's potential future business operations. Readers are cautioned that the financial outlook contained in this presentation is not conclusive and is subject to change.

Management does not have firm commitments for all of the costs, expenditures, prices or other financial assumptions used to prepare the financial outlook or assurance that such operating results will be achieved and, accordingly, the complete financial effects of all of those costs, expenditures, prices and operating results are not objectively determinable. The actual results of operations of the Company and the resulting financial results will vary from the amounts set forth in the analysis presented in this presentation, and such variation may be material. The Company and its management believe that the financial outlook has been prepared on a reasonable basis, reflecting the best estimates and judgments, and represent, to the best of management's knowledge and opinion, Parex's expected expenditures and results of operations. However, because this information is highly subjective and subject to numerous risks including the risks discussed above, it should not be relied on as necessarily indicative of future results. Except as required by applicable securities laws, Parex undertakes no obligation to update such financial outlook.



Non-GAAP and Other Financial Measures Advisory

This presentation uses various "non-GAAP financial measures", "non-GAAP ratios", "supplementary financial measures" and "capital management measures" (as such terms are defined in National Instrument 52-112 – Non-GAAP and Other Financial Measures Disclosure).

Such measures are not standardized financial measures under IFRS, and might not be comparable to similar financial measures disclosed by other issuers. Such financial measures should not be considered as alternatives to, or more meaningful than measures determined in accordance with GAAP. These measures facilitate management's comparisons to the Company's historical operating results in assessing its results and strategic and operational decision-making and may be used by financial analysts and others in the oil and natural gas industry to evaluate the Company's performance. Further, management believes that such financial measures are useful supplemental information to analyze operating performance and provide an indication of the results generated by the Company's principal business activities. Please refer to the Company's Management's Discussion and Analysis of the financial condition and results of operations for the period ended September 30, 2024 dated November 5, 2024, which is available at the Company's website at www.parexresources.com and on the Company's profile on SEDAR+ at www.sedarplus.ca for additional information about such financial measures, including reconciliations to the nearest GAAP measures, as applicable.

Set forth below is a description of the non-GAAP financial measures, non-GAAP ratios, supplementary financial measures and capital management measures used in this presentation.

Non-GAAP Financial Measures

Free funds flow, is a non-GAAP financial measure that is determined by funds flow provided by operations less capital expenditures. The Company considers free funds flow to be a key measure as it demonstrates Parex's ability to fund return of capital, such as the NCIB and dividends, without accessing outside funds.

Capital Expenditures, is a non-GAAP financial measure which the Company uses to describe its capital costs associated with oil and gas expenditures. The measure considers both property, plant and equipment expenditures and exploration and evaluation asset expenditures which are items in the Company's statement of cash flows for the period.

Non-GAAP Ratios

Funds flow provided by operations netback ("FFO netback"), is a non-GAAP ratio that includes all cash generated from operating activities and is calculated before changes in non-cash working capital, divided by produced oil and natural gas sales volumes. The Company considers FFO netback to be a key measure as it demonstrates Parex's profitability after all cash costs relative to current commodity prices.

Funds flow provided by operations per share, is a non-GAAP ratio that is calculated by dividing funds flow provided by operations by the weighted average number of basic and diluted shares outstanding.

Free Funds flow per share, is a non-GAAP ratio that is calculated by dividing free funds flow by the weighted average number of basic and diluted shares outstanding.

Capital Management Measures

Funds flow provided by operations is a capital management measure that includes all cash generated from operating activities and is calculated before changes in non-cash working capital. The Company considers funds flow provided by operations to be a key measure as it demonstrates Parex's profitability after all cash costs relative to current commodity prices.

Supplementary Financial Measures

"Dividends per share" is comprised of dividends declared as determined in accordance with IFRS, divided by the number of shares outstanding at the applicable dividend record date.

"Dividend yield" is defined as annualized dividends per share divided by Parex's share price.

Distribution Advisory

The proposed aggregate annualized regular dividend payments of approximately US\$105 million in 2025 remain subject to the approval of the Board of Directors of Parex and the declaration of any such dividends is subject to a number of other assumptions and contingencies, including commodity prices. The Company's future shareholder distributions, including but not limited to the payment of dividends and the acquisition by the Company of its shares pursuant to a normal course issuer bid, if any, and the level thereof is uncertain. Any decision to pay further dividends on the common shares (including the actual amount, the declaration date, the record date and the payment date in connection therewith and any special dividends) or acquire shares of the Company will be subject to the discretion of the Board of Directors of Parex and may depend on a variety of factors, including, without limitation the Company's business performance, financial condition, financial requirements, growth plans, expected capital requirements and other conditions existing at such future time including, without limitation, contractual restrictions and satisfaction of the solvency tests imposed on the Company under applicable corporate law. Any purchases of common shares pursuant to a normal course issuer bid is subject to all required regulatory approvals. There can be no assurance that the Company will pay dividends or repurchase any shares of the Company in the future. The payment of dividends to shareholders is not assured or guaranteed and dividends may be reduced or suspended entirely. In addition to the foregoing, the Company's ability to pay dividends or acquire shares now or in the future may be limited by covenants contained in the agreements governing any indebtedness that the Company has incurred or may incur in the future, including the terms of the Credit Facility.

Market, Independent Third Party and Industry Data

Certain market, independent third party and industry data contained in this presentation is based upon information from government or other independent industry publications and reports or based on estimates derived from such publications and reports. Government and industry publications and reports generally indicate that they have obtained their information from sources believed to be reliable, but none of Parex or its affiliates have conducted their own independent verification of such information. This presentation also includes certain data derived from independent third parties. While Parex believes this data to be reliable, market and industry data is subject to variations and cannot be verified with complete certainty due to limits on the availability and reliability of raw data, the voluntary nature of the data gathering process and other limitations and uncertainties inherent in any statistical survey.

None of Parex or its affiliates have independently verified any of the data from independent third-party sources referred to in this presentation or ascertained the underlying assumptions relied upon by such sources.



Oil and Gas Information

This presentation contains a number of oil and gas metrics, including funds flow provided by operations netback. These oil and gas metrics have been prepared by management and do not have standardized meanings or standard methods of calculation and therefore such measures may not be comparable to similar measures used by other companies and should not be used to make comparisons. Such metrics have been included herein to provide readers with additional measures to evaluate the Company's performance; however, such measures are not reliable indicators of the future performance of the Company and future performance may not compare to the performance in previous periods and therefore such metrics should not be unduly relied upon. Management uses these oil and gas metrics for its own performance measurements and to provide security holders with measures to compare the Company's operations over time. Readers are cautioned that the information provided by these metrics, or that can be derived from the metrics presented in this news release, should not be relied upon for investment or other purposes. A summary of the calculation of funds flow provided by operations netback is provided under "Non-GAAP and Other Financial Measures Advisory".

"BOEs" may be misleading, particularly if used in isolation. A BOE conversion ratio of six thousand cubic feet of natural gas to one barrel of oil equivalent (6 mcf:1 bbl) is based on an energy equivalency conversion method primarily applicable at the burner tip and does not represent a value equivalency at the wellhead. Given that the value ratio based on the current price of crude oil as compared to natural gas is significantly different from the energy equivalency of 6:1, utilizing a conversion on a 6:1 basis may be misleading as an indication of value.

References in this presentation to initial production test rates, initial "flow" rates, initial flow testing, and "peak" rates, are useful in confirming the presence of hydrocarbons, however such rates are not determinative of the rates at which such wells will commence production and decline thereafter and are not indicative of long-term performance or of ultimate recovery. While encouraging, investors are cautioned not to place reliance on such rates in calculating the aggregate production for Parex. Parex has not conducted a pressure transient analysis or well-test interpretation on the wells referenced in this presentation. As such, all data should be considered to be preliminary until such analysis or interpretation has been done.

Reserves Advisory

Estimates of reserves set forth in this presentation from the GLJ Report have been prepared by GLJ as of December 10, 2024, with an effective date of September 30, 2024, in accordance with National Instrument 51-101 – Standards of Disclosure for Oil and Gas Activities and the Canadian Oil and Gas Evaluations Handbook and based on GLJ's forecast pricing effective October 1, 2024, which are available at www.gljpc.com. The recovery and reserve estimates of crude oil reserves provided in this news release are estimates only, and there is no guarantee that the estimated reserves will be recovered. Actual crude oil reserves may eventually prove to be greater than, or less than, the estimates provided herein.

It should not be assumed that the estimates of future net revenues presented herein represent the fair market value of the reserves. There are numerous uncertainties inherent in estimating quantities of crude oil, reserves and the future cash flows attributed to such reserves.

"Proved" reserves are those reserves that can be estimated with a high degree of certainty to be recoverable. It is likely that the actual remaining quantities recovered will exceed the estimated proved reserves.

"Probable" reserves are those additional reserves that are less certain to be recovered than proved reserves. It is equally likely that the actual remaining quantities recovered will be greater or less than the sum of the estimated proved plus probable reserves.

Analogous Information

Certain information in this presentation may constitute "analogous information" as defined in NI 51-101. Such information includes production estimates, reserves estimates and other information retrieved from the continuous disclosure record of certain industry participants from www.sedarplus.ca or other publicly available sources. Management of Parex believes the information is relevant as it may help to define the reservoir characteristics and production profile of the noted lands held by Parex, except as otherwise noted. Parex is unable to confirm that the analogous information was prepared by a qualified reserves evaluator or auditor and is unable to confirm that the analogous information was prepared in accordance with NI 51-101. Such information is not an estimate of the production, reserves or resources attributable to noted lands held or to be held by Parex and there is no certainty that the production, reserves or resources data and economic information for the noted lands held or to be held by Parex will be similar to the information presented herein. The reader is cautioned that the data relied upon by Parex may be in error and/or may not be analogous to such lands held or to be held by Parex.

Abbreviations

bbl(s)	barrel(s)	mboe/d	million barrels of oil equivalent per day
bbl(s)/d or bopd	barrel(s) of oil per day	mcf/d	thousand cubic feet per day
Mmbbl	million barrels	Mmcf/d	million cubic feet per day
kbb/d	thousand barrels of oil per day	MM	millions
BOE or boe	barrel of oil equivalent	W.I.	working interest
Mmboe	million barrels of oil equivalent	Brent	Brent Ice
boe/d	barrels of oil equivalent per day	FFO	funds flow provided by operations
kboe/d	thousand barrels of oil equivalent per day	FFF	free funds flow
Bfpd	barrels of fluid per day	tCO2e	tonnes of carbon dioxide equivalent